

Village of Minerva Park

Council Meeting

September 24, 2018

Community Survey Results

Introduction

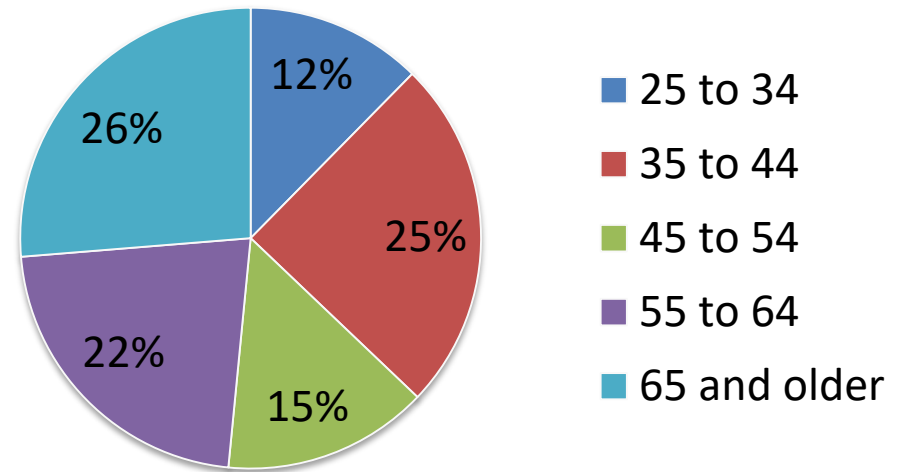
- Purpose of Community Survey
 - Opportunity to hear from residents on multiple issues
 - Foundation for moving forward
- DDA's Role
 - Third-party
 - Market-oriented
 - Precursor to future planning efforts

Resident Representation

- 235 Residents responded
- 159 total Households
- Excellent representation;
Approximately 6% MOE

Year Moved In	Total HHs	% of HHs
2008 to present	77	48.4%
1997 – 2007	38	23.9%
1986 – 1996	27	17.0%
1975 – 1985	7	4.4%
Before 1975	10	6.3%
Total	159	100.0%
Median Year	2007	

Age of Householder

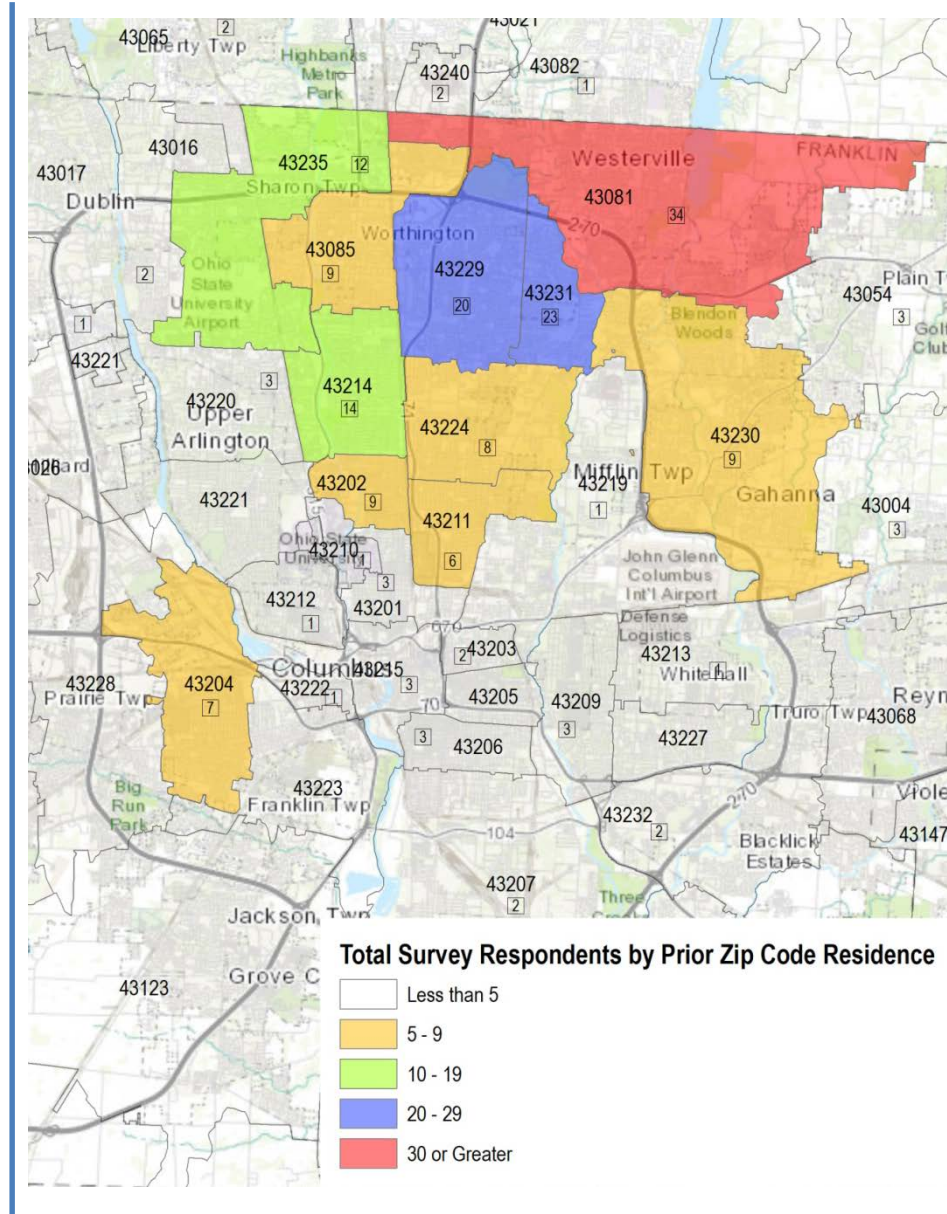


- 35% of respondents have children
- Average household size: 2.5 persons

Community Attraction

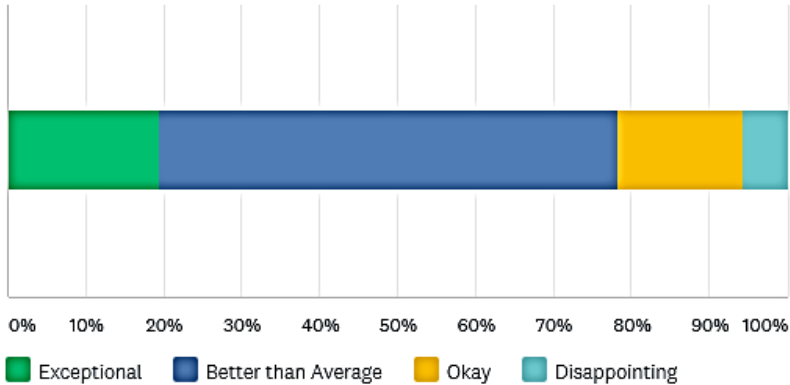
What was the primary reason(s) you chose Minerva Park?

Categories (10 or more responses)	Total
Community Atmosphere/Village Feel (quaint/charm/scenic)	69
Quality of Home	53
Location – Proximity to regional amenities	49
School District	40
Affordability	38
Safety	31
Mature Trees	31
Park Environment/Nature	22
Quiet	22
Unique Style of Homes (collective)	18
Golf course	16
Size of Lot	14
Near Family/Friends	13
Lake	10



Quality of Residence

Overall, as a place to live, how would you rate Minerva Park?



ANSWER CHOICES	RESPONSES	
▼ Exceptional	19.57%	46
▼ Better than Average	58.72%	138
▼ Okay	16.17%	38
▼ Disappointing	5.53%	13
TOTAL		235

What do you like most about living in Minerva Park?

Categories (10 or more responses)	Total Responses
Friendly people/neighbors	72
Quiet	64
Safety/police presence	61
Sense of community/small town feel	40
Location/proximity to amenities/work	37*
Mature trees	37
Uniqueness/quality of homes	30
Size of yard/lot	11

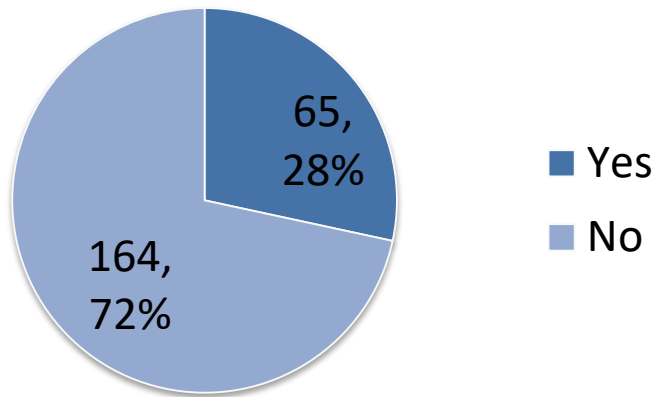
*10% of workforce commute one way in excess of 30 minutes (county avg. 25%)

What do you like least about living in Minerva Park?

Categories (10 or more responses)	Total Responses
Village Operations/Communications	68
Income Taxes Too High/No Credit	43
Surroundings	40
Speeders/Traffic	27
Village Service & Safety	24
Neighbors	24
Divisiveness	24
Flooding/Sewer/Drainage	21
New Development	17
No Complaints	16
Common Area/Infrastructure	13
Lack of Shopping Choices	12
No Sidewalks	11

Potential Relocation/Move

Are you considering moving to another community in the next 24 months?



What is the reason(s) you are considering moving from Minerva Park?

Categories (5 or more responses)	Total Responses
Income taxes too high	16
Need for less maintenance/less yard work	14
Desire for bigger yard	12
Politics/direction of community	12
Need for more living space	8
I can sell my home for a high price	8
Deteriorating surroundings	7
Desire to be closer to your favorite stores/restaurants/venues	7
Need for less space	6
A change of employer	5

Into what type of housing would you relocate?

Categories	Total Responses
Single-family home	59
Condominium	4
Retirement community	1
Move in with relatives	1
Not sure	2
"not your concern"	1

To what area have you considered moving?

Categories (5 or more responses)	Total Responses
Don't know	31
Westerville	17
Columbus (3 DT & 2 Clintonville)	10
New Albany	8
Worthington	6
Out of area	6
Johnstown	5

Resident Shopping Patterns

Primary establishments you and/or family regularly visit

Categories - Business (10 or more responses)	Total
Groceries	Kroger – Sunbury 41
	Kroger – Schrock 54
	Kroger – Morse 25
	Kroger – no location provided 16
Convenience Goods	Turkey Hill 19
	Grocery stores 11
	Dollar Stores 11
	Minerva/Buckeye Market 11
Pharmacy	CVS (primarily 161) 77
	Walgreens (primarily 161) 23
	Kroger 26
	Target - Easton 12
Major Shopping Centers	Easton 114
	Polaris 48
Restaurants	Fiesta Jalisco 25
	Rooster’s 21
	Layla’s Kitchen 17
	O’Charley’s 14
	Hunan House 14
	Borgata’s Pizza Cafe 12
Recreation	Innis Woods 13
	Blendon Woods 13
	Minerva Park (Pool – 8) 12
	Westerville Community Center 11
	Fitness Center outside of Columbus area 10

Establishments in Minerva Park and Northland Plaza visited in past six months

Tenants	Total Responses
Steak ‘n Shake	105
Fiesta Jalisco	96
Gordon Food Service (GFS)	91
Donato’s Pizza	89
Family Thrift (now out of business)	29
Discount Fashion Warehouse (DFW)	28
Yasmin International Market	24
Cake Crafters	22
The Lamplighter	11
ACCRA International	11
General Nutrition Centers (GNC)	9
Scott’s Complete Car Care	8
Yemen Restaurant	7
Crystallyn Hair Studio	6
Westerville Auto Group, Inc.	5
Good Dog & Cat Grooming Salon	5
Wendy’s Wellness Center	3
Grace Fashion Thrift Store	2
Yasmin Home & More	2
Kejetia African Market	2
Hat Guy; Enocam Motors; Kumasi Central;	1 for each
Studio 61 Hair Designers; Restaurante	
Salvadoreno; Great Value Storage; Hello	
Dental; K9 Connection; Payless Shoes;	
Jerusalem Pizza & Grill	
<i>*21 Businesses not visited by any family members in past 6 months</i>	

Commercial Aspirations & Potential

What types of commercial and/or residential would you like to see in or adjacent Minerva Park?

Categories (3 or more responses)	Total
Grocery	70
Restaurant	64
Coffee Shop	28
None	14
Community Center	13
Retail	11
Brewpub/Sports Bar/Craft Brewery	9
Library	8
Offices (law, financial, doctors)	8
Ice Cream/Bakery	7
Convenience Stores	6
Book Store	3
Pharmacy	3

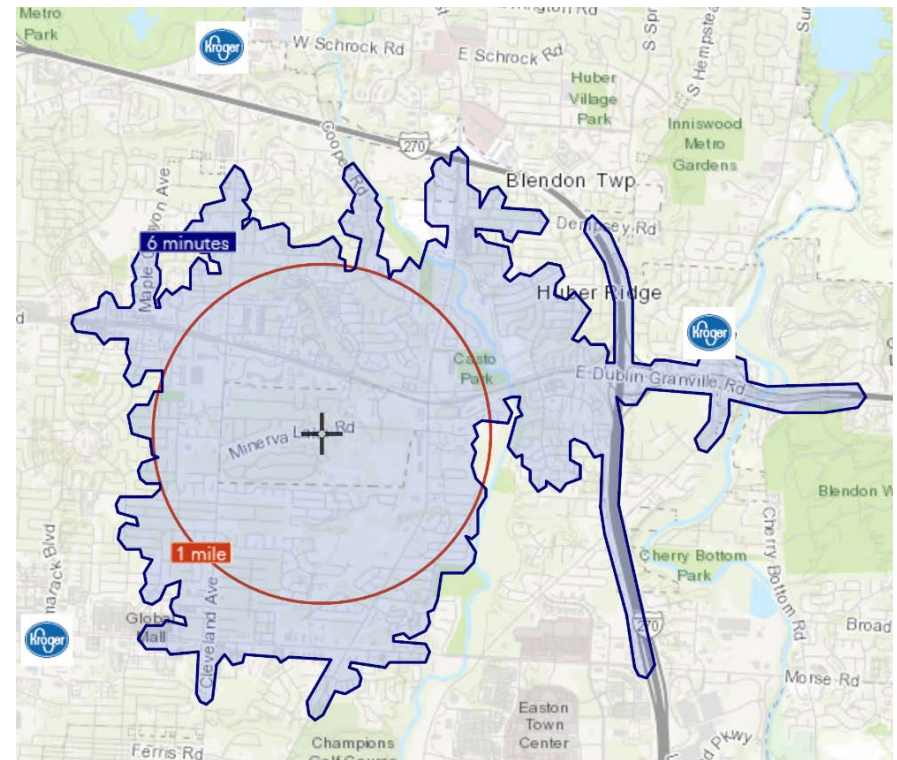
11 respondents used the term “walkable”

41 respondents wanted commercial that was:

- nicer (18)
- decent (4)
- clean (5)
- legitimate/professional (4)
- good (8)
- appealing (2)

Consumer Spending Power Grocery & Restaurants

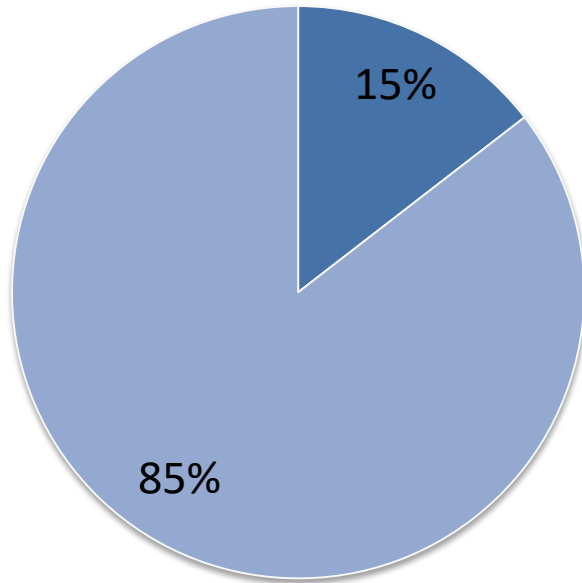
Category	1-Mile Radius	6-Minute Drive-time
Grocery	\$25 Million	\$50 Million
Restaurants	\$4 Million	\$8 Million



Uses Perceived As Detrimental

Are there any current uses in or adjacent Minerva Park that you consider a detriment to the image of Minerva Park?

Areas of Resident's Concern



- Within Minerva Park
- Areas Adjacent & Surrounding Minerva Park

Surrounding Areas

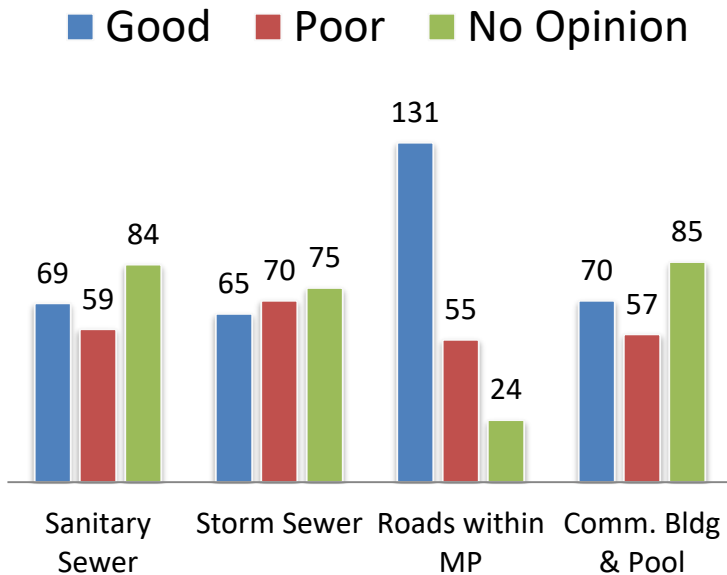
Subject of concern	Total Responses (5 or more)
Too many vacant buildings	82
Trashy, vacant stores; lack of maintenance	67 (Cleveland Ave – 54)
Northland Plaza	13
Drug rehab facility	13

Minerva Park

Subject of concern	Total Responses (5 or more)
Poor common area maintenance (lake, park and community bldg)	11
Wendy's Wellness	6

Maintenance & Services

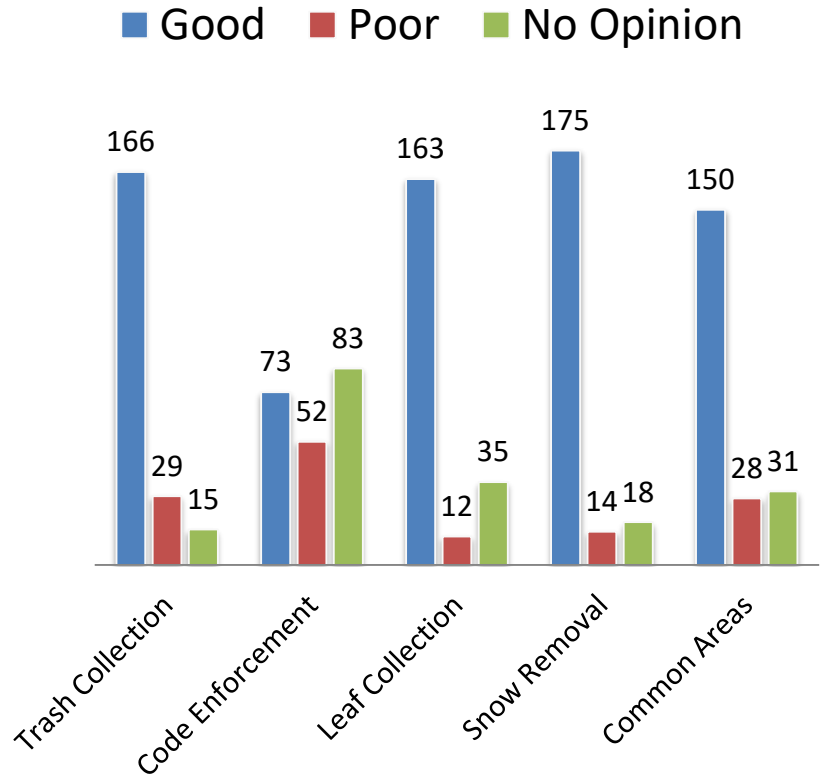
How would you rate the Village's ongoing maintenance of the following infrastructure over the past year:



Other:

-Lake is poorly maintained (7 respondents)

How would you rate the following Village services this past year?

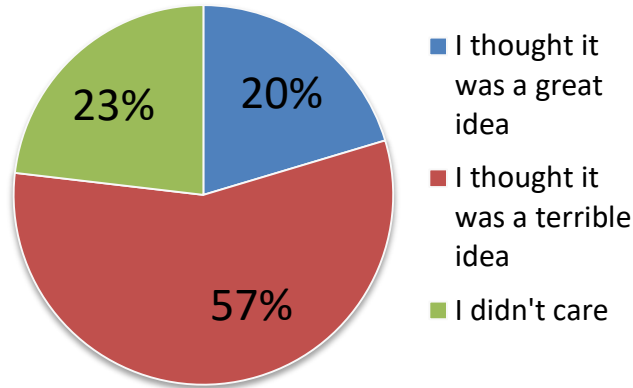


What are your expectations if you need an ambulance?

82% of respondents answered - I am not concerned about where the ambulance comes from as long as it arrives quickly

Village Community Center

How did you feel about the proposed purchase of the bldg at 2999 Dublin-Granville Road to house the Village offices, Police & Fire depts?



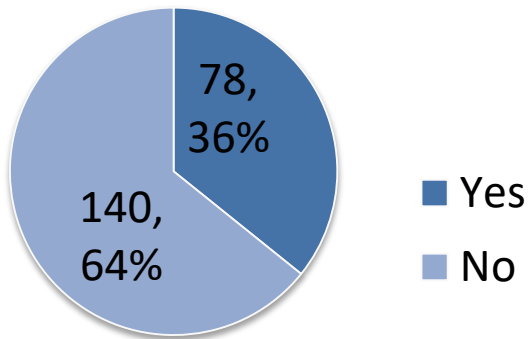
For/Against	Listed Reasons	Responses
Against	Multiples of reasons provided; some all of the above	51
Against	Poor communication/lack of due diligence	25
For	It was financially sound	21
Against	Desired central location	17
Against	VLG shouldn't be a landlord	15
For	Great location for VLG offices and Police departments	13
Against	VLG can't afford – too expensive	13
Against	Wanted to know what was happening with current building first	10
Against	Didn't believe purchase cheaper than new construction	7
Against	Building has worked great for the VLG	5
For	Liked the floor plans	5

What components of a Village Center are most important to you?

Categories (5+ responses)	Total
Up to date facility space for fire and police dept	77
Large meeting room(s) for residents to use	49
Add'l functional green space around the new facility	39
Ample facility space for admin/mayor office	11
Modern Council Chamber	3
All of the above	10
Do nothing with the building	7

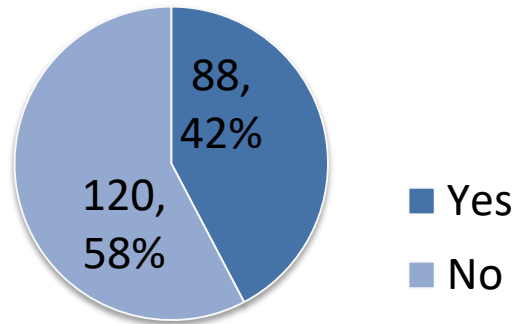
Minerva Park Pool

Do you or someone in your household use the pool?



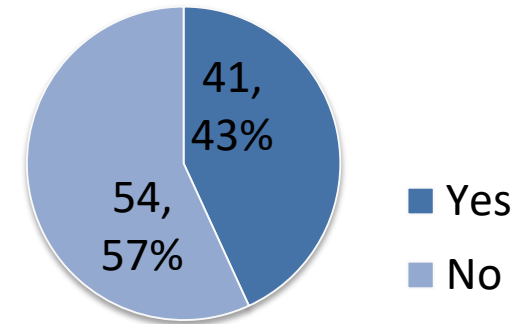
Average use: 2 days/week

If possible, would you like to see the pool only used by residents, families and guests?



Suggested Improvements	Total Responses (5 or more)
Updated restrooms	27
Better food options/grills	6
Improved baby pool/zero entry	5

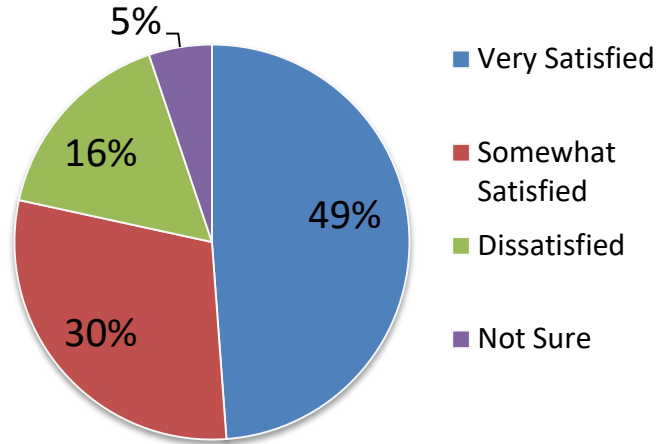
Would you support a fee per household to keep the pool reserved for residents and their guests?



Supported Fee	Responses
\$15	1
\$25	6
\$50	16
\$75	4
\$100	11
\$150	1

Police/Safety

How satisfied are you with Minerva Park Police?



	Keep Safe	Treat Courteously	Well-trained/Competent
Agree strongly	55.19%	46.23%	36.32%
Agree somewhat	28.30%	23.58%	20.75%
Disagree somewhat	7.08%	12.74%	9.43%
Disagree strongly	3.30%	10.85%	3.30%
Not sure	6.13%	6.60%	30.19%

Respondents that called the police in the past 24 months were asked to rate their experience (79 respondents).

Answer	Responses
Yes, available and helpful	55
No, not available, police from other areas reported	6
Yes, available but not helpful	5
I don't know	1
Other	12

Number of officers patrolling sufficient?

201 respondents: 66.5% - yes; 6.2% - no; 27.3% - don't know

Want more or less officers?

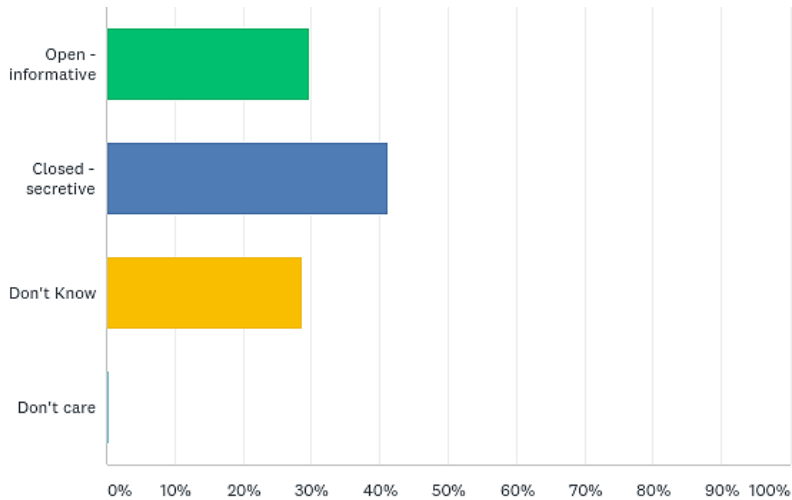
73 respondents: 43.8% - more; 9.6% - less; 46.6% - don't know

Do you feel the Village needs its own Police Department?

210 respondents: 78.6% - yes; 7.1% - no; 14.3% don't know

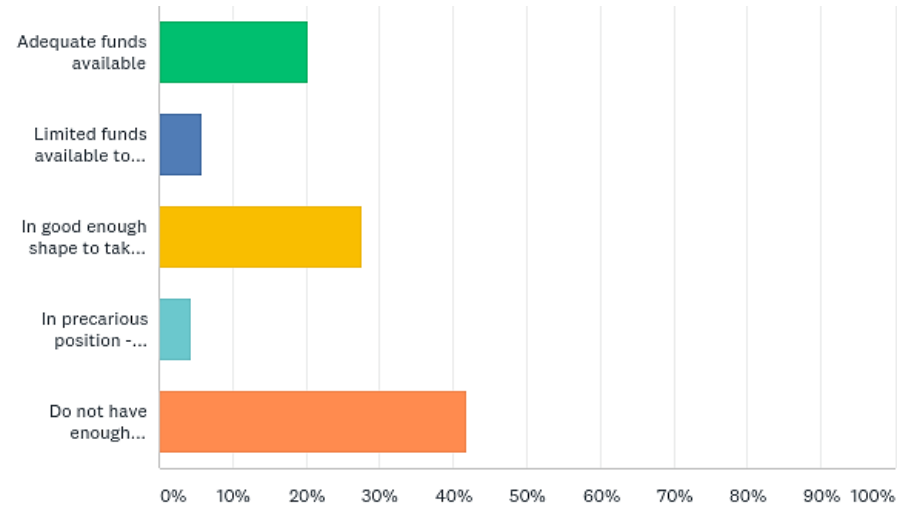
Government

What is your overall impression of the style of governing of the Village?



ANSWER CHOICES	RESPONSES	
Open - informative	29.61%	61
Closed - secretive	41.26%	85
Don't Know	28.64%	59
Don't care	0.49%	1
TOTAL		206

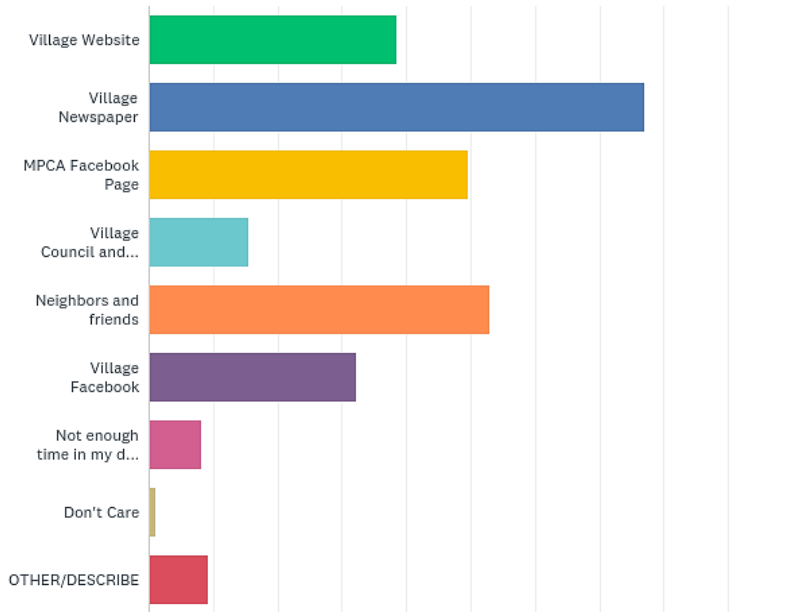
What is your impression of the financial health of the Village?



ANSWER CHOICES	RESPONSES	
Adequate funds available	20.39%	42
Limited funds available to maintain the Village	5.83%	12
In good enough shape to take care of routine maintenance needs but worry about ability to take on big repair/replace projects	27.67%	57
In precarious position - needs constant monitoring	4.37%	9
Do not have enough information	41.75%	86
Do not have enough funds	41.75%	86
TOTAL		206

Communications

How do you usually keep up with the Village news and events?



ANSWER CHOICES	RESPONSES
Village Website	38.46% 80
Village Newspaper	76.92% 160
MPCA Facebook Page	49.52% 103
Village Council and Committee meetings	15.38% 32
Neighbors and friends	52.88% 110
Village Facebook	32.21% 67
Not enough time in my day to keep up	8.17% 17
Don't Care	0.96% 2
OTHER/DESCRIBE	9.13% 19
Total Respondents: 208	

Best way to get the word out

ANSWER CHOICES	RESPONSES
Text	23.08% 48
Email	37.02% 77
Telephone	3.37% 7
Post on Minerva Park Website	7.69% 16
Through the Post Office	19.23% 40
Door to Door	4.33% 9
I do not wish to be contacted	0.00% 0
OTHER/DESCRIBE	5.29% 11
TOTAL	208

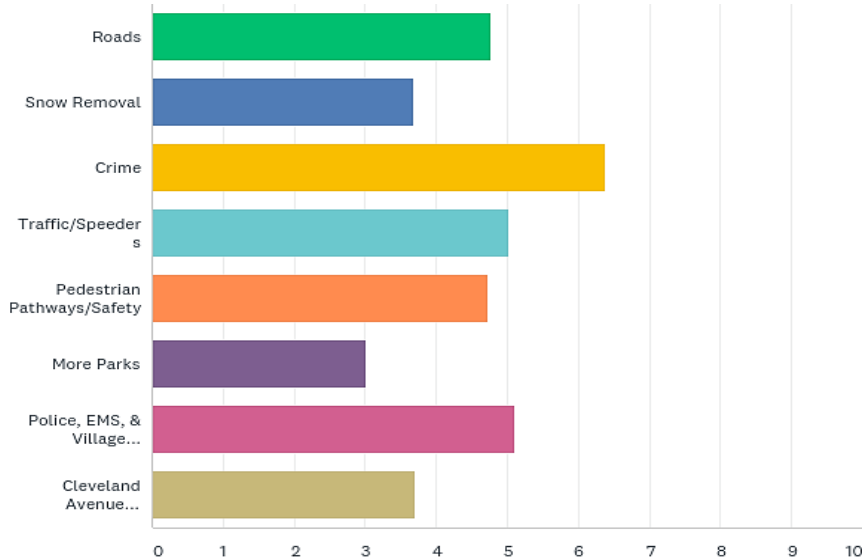
Significant interest by residents in special interest groups

ANSWER CHOICES	RESPONSES
Arts and Music	7.69% 13
Parks and Pool	13.02% 22
Communications including website, newsletter and events	11.83% 20
Preservation and conservation of natural areas, native plants etc.	24.26% 41
Planning for Future Facility Needs	17.16% 29
Safety and the Community	17.16% 29
Seniors/living in place	8.88% 15
TOTAL	169

- **116 respondents indicated that they would participate in focus group to discuss policing**
- **78 respondents indicated that they would possibly serve on future Charter Commission**

Village Priorities – Other Issues

Residents were asked to rank VLG priorities from the following list:



Anything Else? (Issues identified that were not directly addressed in other sections of survey)

Category (responses of 4 or more)

Repair sanitary sewer/fix easements to allow proper drainage

Address speeding through community

Lack of timely response from government

Survey is a good start

“This survey is a good start. Our hope is that a plan of action would develop as a result of it. Thank you for doing this.”

	1	2	3	4	5	6	7	8	TOTAL	SCORE
Roads	5.67% 11	11.34% 22	19.59% 38	21.13% 41	16.49% 32	15.46% 30	7.73% 15	2.58% 5	194	4.78
Snow Removal	1.05% 2	3.66% 7	12.57% 24	15.18% 29	18.85% 36	21.47% 41	16.23% 31	10.99% 21	191	3.69
Crime	37.06% 73	24.87% 49	12.69% 25	7.61% 15	7.61% 15	4.57% 9	4.06% 8	1.52% 3	197	6.39
Traffic/Speeders	10.55% 21	19.10% 38	18.09% 36	16.58% 33	9.05% 18	10.05% 20	9.55% 19	7.04% 14	199	5.02
Pedestrian Pathways/Safety	8.81% 17	12.95% 25	15.54% 30	15.03% 29	19.17% 37	14.51% 28	8.29% 16	5.70% 11	193	4.72
More Parks	8.47% 16	4.76% 9	3.70% 7	5.82% 11	8.99% 17	11.11% 21	23.28% 44	33.86% 64	189	3.02
Police, EMS, & Village Facility	20.21% 39	16.58% 32	11.40% 22	11.40% 22	10.36% 20	11.92% 23	12.44% 24	5.70% 11	193	5.11
Cleveland Avenue Commercial Corridor	11.40% 22	9.33% 18	8.81% 17	7.77% 15	8.81% 17	8.29% 16	16.06% 31	29.53% 57	193	3.70